

District of Columbia

ANSI ASC X12N 835 (Version 5010A)
Remittance Advice Transactions



DC MMIS Companion
Guide
Version 5.0

January 2024

© 2017 Conduent, Inc. All rights reserved. Conduent and Conduent Agile Star are trademarks of Conduent, Inc. and/or its subsidiaries in the United States and/or other countries.

Other company trademarks are also acknowledged.

Document Version: 5.0 (January 2024)

Review and Revision History

Version #	Date	Description	Author
V1.00	09/14/2011	Initial Document	ACS
V2.00	09/24/2012	Annual review	Xerox
V 3.00	05/25/2017	Update Brand from Xerox to Conduent	Conduent
V 4.00	02/09/2018	Updated URLs	Conduent
V 5.00	01/12/2024	Updated URLs, branding, and format/content order to align with the CAQH CORE Master Companion Guide Template and Conduent standards	Conduent

Configuration of this Document

This document is under full configuration management. See the *Configuration Management Plan* for owner and rules.

Confidentiality Statement

This document is produced for Conduent State Healthcare, LLC District of Columbia (DC) Medicaid Management Information System (MMIS) Design, Development, Consolidated (DDI) management and cannot be reproduced or distributed to any third party without prior written consent.

No part of this document may be modified, deleted, or expanded by any process or means without prior written permission from Conduent State Healthcare.

Preface

This Companion Guide to the Version 5010 ASC X12N Implementation Guides and associated errata adopted under HIPAA clarifies and specifies the data content when exchanging electronically with Conduent EDI Solutions. Transmissions based on this companion guide, used in tandem with the Version 5010 ANSI ASC X12N Implementation Guides, are compliant with both X12 syntax and those guides. This Companion Guide is intended to convey information that is within the framework of the ASC X12N Implementation Guides adopted for use under HIPAA. The Companion Guide is not intended to convey information that in any way exceeds the requirements or usages of data expressed in the Implementation Guides.

Table of Contents

1	Introduction	1
	Scope	1
	Overview.....	1
	References	1
	Additional Information	2
2	Getting Started	3
	Working with District of Columbia Medicaid	3
	Trading Partner Registration	3
	Certification and Testing Overview	3
3	Testing with the Payer	4
	Trading Partner Testing Procedures.....	4
	CommerceDesk Online –Testing Application	4
4	Connectivity with the Payer(s)/Communications	5
	Transmission Administrative Procedures	5
	Re-Transmission Procedures	5
	Communication Protocol Specifications.....	5
	Web Portal.....	5
	MoveIt DMZ	9
	MOVEit-Compatible FTP Applications	10
	Passwords	11
	Password General Standards.....	11
5	Contact Information	12
	EDI Customer Service/Technical Assistance	12
	Transmission Telephone Number.....	12
	Tracking Transmission/Production Problems.....	12
	Provider Service Number	12
	Applicable Websites	12
6	Control Segments/Envelopes	13
	ISA-IEA.....	13
	GS-GE.....	13
	ST-SE.....	14
7	Payer-Specific Business Rules and Limitations	15
8	Acknowledgements and/or Reports	16
	Report Inventory	16

- 9 Trading Partner Agreements..... 17**
 - Trading Partners 17

- 10 Transaction-Specific Information (Version 5010) 18**
 - Payment Reassociation..... 18
 - Payment Consolidation 18
 - EDI Data Delivery 18
 - MCO Encounter Claims..... 19
 - Claims Splitting 19
 - Data Clarifications..... 19

- 11 Appendices..... 21**
 - Implementation Checklist 21
 - Business Scenarios..... 21
 - Transmission Examples 21
 - Frequently Asked Questions..... 21
 - Change Summary 22
 - Companion Guide Documentation Change Control 22

Table of Figures

Figure 1: Home Page Image..... 6

Figure 2: Upload Files Image..... 7

Figure 3: File Submission Image..... 8

Figure 4: Confirmation Screen Image..... 9

Table of Figures

Table 1: MOVEit-Compatible FTP Applications 10

Table 2: ISA-IEA Segment..... 13

Table 3: GS-GE Segment..... 13

Table 4: ST-SE Segment..... 14

Table 5: Data Clarifications..... 19

Table 6: Change Control Table 22

1 Introduction

Conduent EDI Solutions, a leader in healthcare technology, provides EDI gateway services to providers enrolled in contracted healthcare plans. This guide outlines the procedures necessary for engaging in Electronic Data Interchange (EDI) with Conduent EDI Solutions and supplies specific data clarifications where applicable.

Our electronic transaction services provide the following functionalities:

- Easily submit all your transactions to one source
- Submit transactions twenty-four hours a day, seven days a week
- Receive confirmation of receipt of each file transferred

Healthcare plans that participate with Conduent EDI Solutions are referred to as payers. Transactions are accepted electronically into our data center and are processed through the Conduent State Healthcare Clearinghouse (SHCH).

The Conduent SHCH provides connectivity for the flow of electronic health care transactions between medical providers, billing services, vendors, other clearinghouses, and the District of Columbia MMIS (DC MMIS) system. Additionally, Conduent SHCH provides translation to and from ANSI ASC X12N standard formats.

Scope

This companion guide is intended for use by DC Medicaid Trading Partners for the receipt of the X12N 835 transactions from the Conduent SHCH through Conduent EDI Solutions. The companion guide contains data clarifications derived from specific business rules that apply exclusively to claims processing for DC Medicaid. This companion guide is subject to change.

For MCO's, the ANSI ASC X12N 835 Remittance Advice transaction contains only encounter data submitted by the MCO. Remittance Advice 835 transactions for encounter claims submitted by MCOs are for informational purposes only. No payment will be made. Providers/submitters will have the option, during the enrollment process, to select appropriate transmission method(s) for receiving 835 transactions (e.g., Web Portal, Movelt DMZ.). Premium payments to the MCO use the ANSI ASC X12N 820 Premium Payment transaction.

Overview

This document provides the following information for DC Medicaid Trading Partners:

- Testing expectations
- Connectivity methods for transaction transmission and associated security standards
- DC Medicaid data requirements
- Additional service offerings
- Details on responses/acknowledgements
- X12 transaction data clarifications

References

This Companion Guide is intended for trading partner use in conjunction with the ANSI ASC X12N National Consolidated Guides (TR3), as adopted under HIPAA. These are available at: <https://x12.org/products/technical-reports>.

Additional Information

The companion guide outlines the procedures necessary for engaging in Electronic Data Interchange (EDI) with Conduent EDI and specifies data clarification where applicable.

Insurance companies and health plans that participate with Conduent EDI are referred to as payers, DC Medicaid being one of the payers. Transactions are accepted electronically into our data center in East Windsor, NJ, and are processed through the Conduent EDI clearinghouse. As a Conduent EDI clearinghouse service, we provide connectivity to various health plans and states where Conduent EDI is the fiscal agent, third-party administrator, or contracted clearinghouse.

2 Getting Started

Working with District of Columbia Medicaid

Any entity sending electronic transmissions to Conduent EDI Solutions for processing where reports and responses will be delivered must complete an EDI enrollment package. This package provides Conduent EDI Solutions the information necessary to assign a Logon Name, Logon ID, and Trading Partner ID, which are required to submit electronic transmissions.

Trading Partner Registration

You may obtain an enrollment package by contacting the Conduent EDI Support Unit or by downloading it from our website at: <http://edisolutionsmmis.portal.conduent.com/gcro/>

Certification and Testing Overview

Conduent EDI Solutions does not require certification of submitters and their transactions, but we do require some minimal transaction testing.

Completion of the testing process must occur prior to electronic submission of production data to Conduent EDI Solutions. Assistance from Conduent EDI Business Analysts is available throughout this process. Each test transmission is inspected thoroughly to ensure no format errors are present. Testing is conducted to verify the integrity of the format, not the integrity of the data; however, to simulate a production environment, we request that you send real transmission data. The number of test transmissions required depends on the number of format errors on a transmission and the relative severity of these errors. Additional testing may be required in the future to verify any changes made to Conduent's system. Also, changes to the X12N formats may require additional testing.

3 Testing with the Payer

Trading Partner Testing Procedures

- Conduent EDI Solutions provides companion guides and enrollment packages for download via the web at: <https://edisolutionsmmis.portal.conduent.com/gcro/>, then choose the applicable item from the menu on the left.
- The Trading Partner completes and submits enrollment package to Conduent EDI Solutions.
- The Trading Partner is assigned Logon Name and Logon User ID.
- The Trading Partner contacts the Conduent EDI Business Analyst department at 1(866) 407-2005 to arrange a testing schedule and complete their EDIFECs enrollment.
- The Trading Partner has access to the EDIFECs website to submit X12N test files for analysis. Each test file is analyzed based on the seven levels of testing defined by WEDI SNIP. At this time, the submitter is required to address any errors discovered by EDIFECs during the compliance analysis prior to moving on to the next stage of testing with Conduent EDI Solutions.
- The Trading Partner executes test cases and data is sent to Conduent EDI Solutions.
- The Business Analyst evaluates flow of test data through the Conduent SHCH.
- If test cases are completed successfully, the Business Analyst contacts the Trading Partner to advise Trading Partner that they are approved for placement into the production environment when available. If the testing entity is a software vendor, they will be required to provide a list of submitters using the approved software package.
- If test cases are unsuccessful, the Business Analyst will contact the Trading Partner. The Trading Partner will remain in the testing environment until test cases are completed successfully.

CommerceDesk Online –Testing Application

CommerceDesk Online is an online HIPAA testing application available to the District of Columbia. CommerceDesk Online offers the following types of testing against the base HIPAA Consolidated guidelines for free.

- **Test all 7 WEDI/SNIP Types.** CommerceDesk Online provides all 7 Types of WEDI/SNIP Testing for HIPAA, including integrity testing, requirement testing, balancing testing, situational testing, code set testing, product or services testing, and guide-specific testing.
- **Test the HIPAA Code Sets.** Validate over 40 industry code tables and databases.
- **Get your Answers Fast.** With CommerceDesk Online, the results of your free compliance testing are typically available within seconds for small files and within minutes for files up to 10 megabytes and larger.

The Conduent Washington DC Medicaid Community on the CommerceDesk Online application can be accessed at: <https://sites.edifecs.com/?conduent>. All submitters will contact the Conduent Client Integration Testing Support Unit to enroll. Once enrolled, submitters will test claims submissions through the CommerceDesk Online utility and will receive a file status report. Once these files test with no errors, a submitter may then submit test claims submissions to Conduent SHCH for Client Integration testing.

4 Connectivity with the Payer(s)/Communications

This section describes the process to connect with Conduent EDI Solutions to retrieve X12N 835 transaction data, along with security requirements and exception handling procedures.

Transmission Administrative Procedures

This section describes the available transmission modes to Conduent EDI Solutions.

Providers will have an option to select an appropriate transmission mode. Providers may also opt for two different modes of receipt and delivery. This means that the provider may submit transactions in one transmission mode and receive the return transactions via an alternate mode. Please note that some modes of transmission have additional costs that are the responsibility of the external Trading Partner.

Re-Transmission Procedures

Please contact the [EDI Solutions Helpdesk](#) regarding re-transmission procedures.

Communication Protocol Specifications

We offer the following transmission methods for Trading Partners:

- EDI Direct
- FTPs or sFTP
- MOVEit DMZ
- WINASAP5010 (*select payers)

Transaction transmission is available twenty-four hours a day, seven days a week. This availability is subject to scheduled and unscheduled maintenance downtime. It is operational policy to schedule preventative maintenance periods on weekends whenever possible.

Web Portal

The Web portal allows a trading partner to initiate the submission of a batch file for processing. The trading partner must be an authenticated portal user who is a provider. Only active Medicaid providers are authorized to access files via the Web. The provider accesses the Web portal via a Web browser and is prompted for login and password assigned to them during the EDI enrollment process. The provider may select files from their PC or work environment using the Browse function in conjunction with the Add and Remove functions. To transmit the selected files for processing, the trading partner must click the Submit link. All files submitted must meet the ANSI X12N 278 standard.

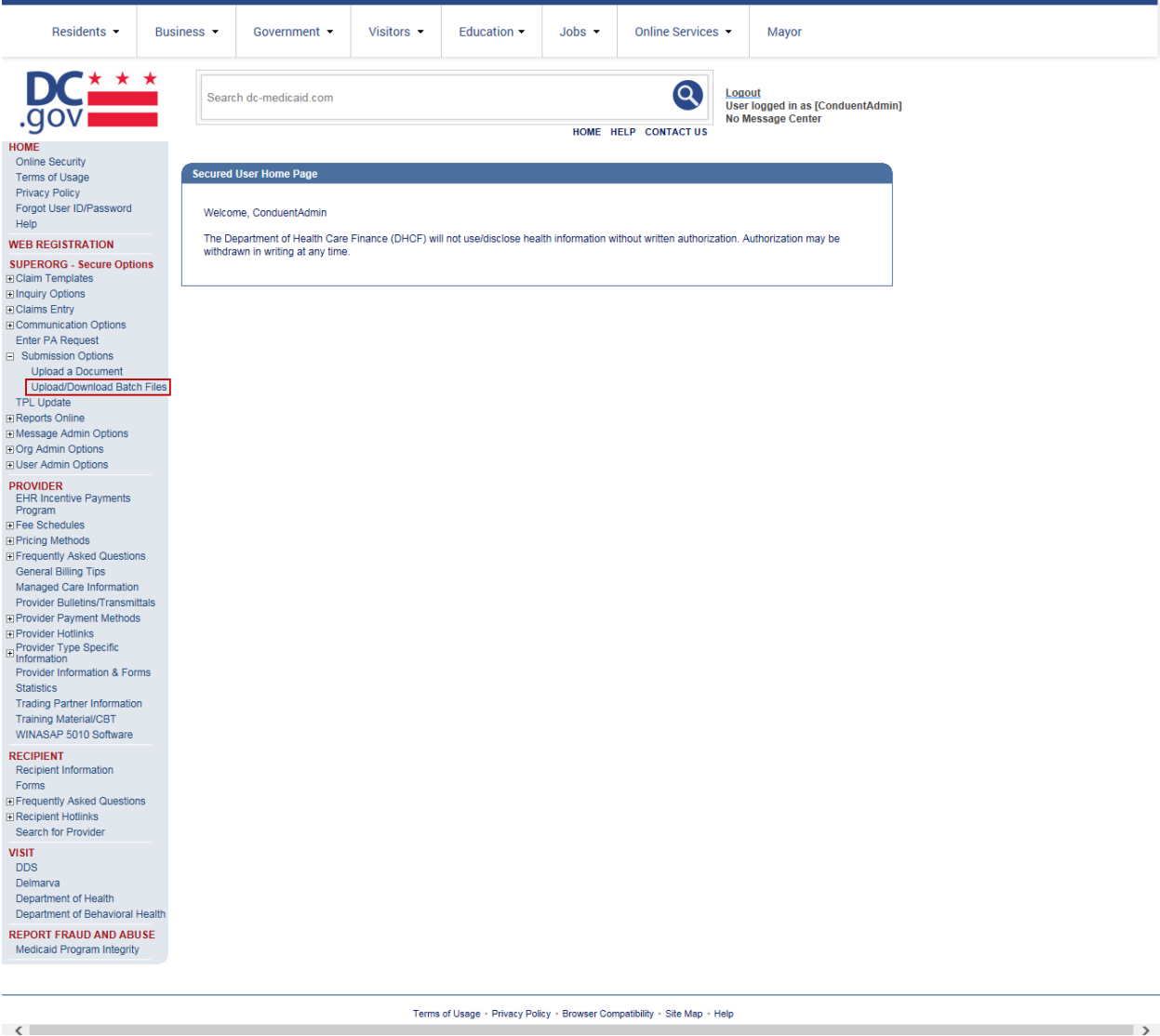
The Web address to access data from Conduent EDI Solutions is <https://www.dc-medicaid.com/dcwebportal/home>. Web browsers must be able to support 128-bit encryption to enter the Data Exchange area of the site. Upon reaching the site, enter a valid user ID and password. Click on the Login button to request access to the secure Data Exchange area.

Figure 1: Home Page Image



If you enter an invalid user ID or password, an error screen will display, and entry will not be allowed. Enter access information exactly as it is specified, including case and spaces, if any. If the correct user ID and password have been entered and a failure occurs, please contact the Conduent EDI Support Unit at **1 (866) 407-2005**.


Figure 2: Upload Files Image




Select the Upload/Download Files link to send files to Conduent.

Figure 3: File Submission Image

Residents ▾Business ▾Government ▾Visitors ▾Education ▾Jobs ▾Online Services ▾Mayor





[Logout](#)
User logged in as [ConduentAdmin]
No Message Center

HOME
Online Security
Terms of Usage
Privacy Policy
Forgot User ID/Password
Help

WEB REGISTRATION
SUPERORG - Secure Options
Claim Templates
Inquiry Options
Claims Entry
Communication Options
Enter PA Request
Submission Options
Upload a Document
Upload/Download Batch Files
TPL Update
Reports Online
Message Admin Options
Org Admin Options
User Admin Options

PROVIDER
EHR Incentive Payments Program
Fee Schedules
Pricing Methods
Frequently Asked Questions
General Billing Tips
Managed Care Information
Provider Bulletins/Transmittals
Provider Payment Methods
Provider Hotlinks
Provider Type Specific Information
Provider Information & Forms
Statistics
Trading Partner Information
Training Material/CBT
WINASAP 5010 Software

RECIPIENT
Recipient Information
Forms
Frequently Asked Questions
Recipient Hotlinks
Search for Provider

VISIT
DDS
Delmarva
Department of Health
Department of Behavioral Health

REPORT FRAUD AND ABUSE
Medicaid Program Integrity

HOMEHELPCONTACT US

Upload Download Batch Files

Connecting to EDI Gateway may take several minutes.

EDI Submitter ID:

EDI Password

SubmitReset

Terms of Usage · Privacy Policy · Browser Compatibility · Site Map · Help

Click on the Browse button and select the file for upload. To submit, click on the Upload button.

Figure 4: Confirmation Screen Image

Residents ▾

Business ▾

Government ▾


Visitors ▾


Education ▾

Jobs ▾

Online Services ▾

Mayor





[Logout](#)
 User logged in as [ConduentAdmin]
 No Message Center

[HOME](#)
[HELP](#)
[CONTACT US](#)

HOME
[Online Security](#)
[Terms of Usage](#)
[Privacy Policy](#)
[Forgot User ID/Password](#)
[Help](#)

WEB REGISTRATION
SUPERORG - Secure Options
[Claim Templates](#)
[Inquiry Options](#)
[Claims Entry](#)
[Communication Options](#)
[Enter PA Request](#)
[Submission Options](#)
[Upload a Document](#)
Upload/Download Batch Files
[TPL Update](#)
[Reports Online](#)
[Message Admin Options](#)
[Org Admin Options](#)
[User Admin Options](#)

PROVIDER
[EHR Incentive Payments Program](#)
[Fee Schedules](#)
[Pricing Methods](#)
[Frequently Asked Questions](#)
[General Billing Tips](#)
[Managed Care Information](#)
[Provider Bulletins/Transmittals](#)
[Provider Payment Methods](#)
[Provider Hotlinks](#)
[Provider Type Specific Information](#)
[Provider Information & Forms](#)
[Statistics](#)
[Trading Partner Information](#)
[Training Material/CBT](#)
[WINASAP 5010 Software](#)

RECIPIENT
[Recipient Information](#)
[Forms](#)
[Frequently Asked Questions](#)
[Recipient Hotlinks](#)
[Search for Provider](#)

VISIT
[DDS](#)
[Delmarva](#)
[Department of Health](#)
[Department of Behavioral Health](#)

REPORT FRAUD AND ABUSE
[Medicaid Program Integrity](#)

Upload/Download Batch Files

Enter the path to the file you wish to Upload or Click **Browse** to select a file from your Hard Drive. Click **Upload** when the correct file has been entered

Please note that you may only upload X12 formatted EDI files. Do not submit Zipped files or Non-X12 EDI files.

File path:

File Responses

Responses will be posted for 60 days at which time they will be deleted from the Web Portal.

*List reflects downloadable files from EDI Gateway.

Received	File Name	File Size	Files
10/15/2006	MS_061015_18534_262148_12336787_835.001	819,773 bytes	<input type="button" value="Download"/>
10/17/2006	MS_061017_57725_815243_20040_835.001	84,215 bytes	<input type="button" value="Download"/>

[Terms of Usage](#)
[Privacy Policy](#)
[Browser Compatibility](#)
[Site Map](#)
[Help](#)

This screen displays a return message indicating the file was successfully uploaded.

MoveIt DMZ

MOVEit DMZ is appropriate for submitters of large transaction files. MOVEit DMZ is a software product that transports data via secure FTP across the Internet.

There are two methods for using MOVEit DMZ:

1. Uploading files through a secure website <https://moveit.pdc.conduent.com>.
2. Sending and receiving files via Secure FTP client. (MOVEit Freely is a free Secure FTP client available for download at <https://www.ipswitch.com/moveit>).

MOVEit-Compatible FTP Applications

Table 1: MOVEit-Compatible FTP Applications

MOVEit-Compatible FTP Applications	
HTTPS (HTTP over SSL) Clients	SSH2 SFTP and SCP2 Clients
cURL (downloads only) <ul style="list-style-type: none"> AIX; AmigaOS; BeOS; DOS; DragonFly BSD; FreeBSD; HP-UX; Linux; NetBSD; NetWare; OpenBSD; OS/2; OS X; QNX; RISC OS; Solaris; SunOS; Tru64 UNIX; UNIXware; VMS; Windows Internet Explorer Web Browser <ul style="list-style-type: none"> Macintosh, Windows Firefox Web Browser <ul style="list-style-type: none"> any supported OS MOVEit Central <ul style="list-style-type: none"> Windows Vista Business Ed., 2003, XP Professional, 2000 Server MOVEit Central API Java Class <ul style="list-style-type: none"> Windows Vista Business Ed., 2003, XP Professional, 2000 Server MOVEit Central API Windows COM Component <ul style="list-style-type: none"> Windows Vista Business Ed., 2003, XP Professional, 2000 Server MOVEit DMZ API Java Class <ul style="list-style-type: none"> any OS with Java v.1.4 or higher MOVEit DMZ API Windows COM Component <ul style="list-style-type: none"> Windows Vista Business Ed., 2003, XP, 2000, NT 4.0 MOVEit Wizard ActiveX Plugin <ul style="list-style-type: none"> Internet Explorer Windows MOVEit Wizard Java Plugin <ul style="list-style-type: none"> Firefox Linux and Windows; Mozilla Linux and Windows; Netscape Linux and Windows; Opera Linux and Windows; Safari OS X MOVEit Xfer Java <ul style="list-style-type: none"> Any OS with Java v.1.4 or higher MOVEit Xfer Windows <ul style="list-style-type: none"> Windows Vista Business Ed., 2003, XP, 2000, ME, 98, NT Mozilla Web Browser <ul style="list-style-type: none"> any supported OS Netscape Navigator Web Browser <ul style="list-style-type: none"> Linux, Macintosh, Windows Opera Web Browser <ul style="list-style-type: none"> any supported OS Safari Web Browser <ul style="list-style-type: none"> OS X 	Cyberduck <ul style="list-style-type: none"> OS X v.10.3 or higher Cyclone Commerce Interchange <ul style="list-style-type: none"> Solaris FileZilla <ul style="list-style-type: none"> Windows F-Secure SSH (including SCP2) <ul style="list-style-type: none"> Solaris, UNIX, Windows Fugu <ul style="list-style-type: none"> OS X v.10.3 or higher IBM Ported Tools (OpenSSH) <ul style="list-style-type: none"> z/OS Ipswitch WS_FTP Pro <ul style="list-style-type: none"> Windows J2SSH <ul style="list-style-type: none"> Java MacSSH <ul style="list-style-type: none"> OS X v.10.3 or higher Magnetk sftpdrive <ul style="list-style-type: none"> Windows MOVEit Central <ul style="list-style-type: none"> Windows Vista Business Ed., 2003, XP Professional, 2000 Server NET::SFTP (uses Net::SSH::Perl) <ul style="list-style-type: none"> Linux OpenSSH for sftp <ul style="list-style-type: none"> MVS; OS X v.10.3 or higher; Solaris; UNIX; Windows; z/OS v.1.4 or higher PuTTY PSCP and PSFTP <ul style="list-style-type: none"> Windows, Windows NT for Alpha Rbrowser <ul style="list-style-type: none"> OS X v.10.3 or higher SouthRiver Technologies WebDrive <ul style="list-style-type: none"> Windows SSH FileSystem (SSHFS) <ul style="list-style-type: none"> Unix (requires OpenSSH and FUSE) SSH Secure Shell FTP <ul style="list-style-type: none"> Windows SSH Tectia Client <ul style="list-style-type: none"> AIX, HP-UX, Linux, Solaris, Windows SSH Tectia Connector <ul style="list-style-type: none"> Windows Stairways Interarchy <ul style="list-style-type: none"> OS X Transmit <ul style="list-style-type: none"> OS X v.10.3 or higher WinSCP (in SFTP mode) <ul style="list-style-type: none"> Windows
AS2 and AS3 (SSL) Clients Clients that are AS2 or AS3 certified by Drummond will be compatible with MOVEit DMZ, including: MOVEit Central <ul style="list-style-type: none"> Windows Vista Business Ed., 2003, XP Professional, 2000 Server 	

MOVEit-Compatible FTP Applications	
FTPS (FTP over SSL) Clients	FTPS (FTP over SSL) Clients, Cont.
bTrade TDAccess <ul style="list-style-type: none"> AIX, AS/400, HP-UX, Linux, MVS, Solaris, Windows C-Kermit FTP <ul style="list-style-type: none"> AIX, QNX, UNIX, VMS Cleo LexiCom <ul style="list-style-type: none"> AS/400, Linux, UNIX, Windows cURL <ul style="list-style-type: none"> AIX; AmigaOS; BeOS; DOS; DragonFly BSD; FreeBSD; HPUX; Linux; NetBSD; NetWare; OpenBSD; OS/2; OS X; QNX; RISC OS; Solaris; SunOS; Tru64 UNIX; UNIXware; VMS; Windows FileZilla <ul style="list-style-type: none"> Windows GlobalSCAPE CuteFTP Pro <ul style="list-style-type: none"> Windows GLUB Secure FTP <ul style="list-style-type: none"> Java IBM z/OS Secure Sockets FTP <ul style="list-style-type: none"> z/OS IniCom FlashFXP (GUI v.3.0 or higher) <ul style="list-style-type: none"> Windows Ipswitch WS_FTP Pro (GUI v.7.0 or higher) <ul style="list-style-type: none"> Windows LFTP <ul style="list-style-type: none"> AIX, MVS, Solaris, UNIX MOVEit Buddy <ul style="list-style-type: none"> Windows Vista Business Ed., 2003, XP, 2000, ME, 98, NT 	MOVEit Central <ul style="list-style-type: none"> Windows Vista Business Ed., 2003, XP Professional, 2000 Server MOVEit Freely <ul style="list-style-type: none"> Windows Vista Business Ed., 2003, XP, 2000, ME, 98, NT Netkit <ul style="list-style-type: none"> Linux, Solaris, UNIX Rhino Voyager FTP <ul style="list-style-type: none"> Windows Seagull Secure FTP Pro <ul style="list-style-type: none"> Windows SmartFTP <ul style="list-style-type: none"> Windows SouthRiver Technologies WebDrive <ul style="list-style-type: none"> Windows Stairways Interarchy <ul style="list-style-type: none"> OS X Sterling Commerce Connect:Direct Enterprise Command Line Client <ul style="list-style-type: none"> UNIX, Windows Surge SSLFTP <ul style="list-style-type: none"> FreeBSD; Linux; Macintosh; Solaris; Windows TrailBlazer ZMOD <ul style="list-style-type: none"> OS/400 Tumbleweed SecureTransport Clients <ul style="list-style-type: none"> UNIX, Windows /n software IP*Works SSL <ul style="list-style-type: none"> Windows

Passwords

Trading partners are assigned a “Logon Name” and “Logon User ID” during the enrollment process with DC Medicaid.

Password General Standards

- Login User IDs (passwords) are nine characters

5 Contact Information

EDI Customer Service/Technical Assistance

The Conduent EDI Support Unit assists users with questions about electronic submission. The Conduent EDI Support Unit is available to all District of Columbia Medicaid Providers Monday through Friday from 8:00 a.m. to 5:00 p.m. EST at **1 (866) 407-2005**. The Conduent EDI Support Unit:

- Provides information on available services;
- Enrolls users for electronic submission;
- Verifies receipt of electronic transmissions; and
- Provides technical assistance to users who are experiencing transmission difficulties.

Transmission Telephone Number

Conduent EDI Solutions provides availability for transmission 24 hours a day, 7 days a week. There are no restrictions on the number or frequency of transmissions. The transmission telephone number is **1 (800) 334-2832** or **1 (800) 334-4650**.

Tracking Transmission/Production Problems

Please have the following information available when calling the Conduent EDI Support Unit regarding transmission and production issues.

Trading Partner ID: Your Trading Partner ID is our key to accessing your Trading Partner information. Please have this number available each time you contact the Conduent EDI Support Unit.

Logon Name and Logon User ID: These allow asynchronous Trading Partners access to the host system for your submission. The Conduent EDI Support Unit uses this information to reference your submitted data.

Provider Service Number

Conduent EDI is the clearinghouse that will manage the receipt and delivery of the DC Medicaid files. EDI will not be able to answer billing questions or provide an explanation of claim denials.

Trading partners may contact **1 (866) 407-2005, Option 3**, to receive assistance with provider service-related questions.

Applicable Websites

<http://edisolutionsmmis.portal.conduent.com/gcro/>

6 Control Segments/Envelopes

ISA-IEA

Conduent EDI Solutions will read the Interchange Control Segments to validate the Interchange Envelope of each ASC X12 file received for processing. If the Interchange Envelope is invalid, the trading partner will receive a TA1 Interchange Acknowledgement. In the event a TA1 is generated, the TA1 will be delivered to the Trading Partner Mailbox. The ISA table provides sender and receiver codes, authorization and delimiter information.

Table 2: ISA-IEA Segment

TR3 Page	Loop	Segment	Data Element	Industry Name	Comments
Interchange Control Header (ISA)					
C.3	Envelope	ISA	01	Authorization Information Qualifier	Refer to the X12 TR3 Guide
C.4	Envelope	ISA	06	Interchange Sender ID	Trading Partner ID assigned by DC Medicaid/Conduent EDI
C.5	Envelope	ISA	08	Interchange Receiver ID	100000
C.6	Envelope	ISA	16	Component Element Separator	Refer to the X12 TR3 Guide

GS-GE

Conduent EDI Solutions permits Trading Partners to submit single or multiple functional groups within an X12 file. If the X12 file contains multiple functional groups, Conduent EDI will split a file containing multiple functional groups in several files for processing. As a result, the Trading Partner will receive multiple X12C 999 Implementation Acknowledgments.

Table 3: GS-GE Segment

TR3 Page	Loop	Segment	Data Element	Industry Name	Comments
Functional Group Header (GS)					
C.7	Envelope	GS	02	Application Sender's Code	Trading Partner ID assigned by DC Medicaid/Conduent EDI
C.7	Envelope	GS	03	Application Receiver's Code	77033

ST-SE

Conduent EDI Solutions will require a unique Transaction Set Control Number in the ST02. The ST02 value should match the SE02 value. Should a file contain multiple ST to SE Transaction Sets, each transaction set control number may not be duplicated within the same interchange (ISA to IEA).

Table 4: ST-SE Segment

TR3 Page	Loop	Segment	Data Element	Industry Name	Comments
Transaction Set Header (ST to SE)					
70	Functional Group	ST	02	Transaction Set Control Number	Refer to the X12 TR3Guide
Transaction Set Trailer (SE)					
499	Functional Group	SE	02	Transaction Set Control Number	Refer to the X12 TR3Guide

7 Payer-Specific Business Rules and Limitations

To promote efficient, accurate electronic transaction processing, please note:

- Each user is assigned a six-digit Trading Partner ID.
- If you are a current submitter you will continue to use your current five-digit submitter ID.
- Login User IDs (passwords) are nine characters.
- All dates are in the CCYYMMDD format.
- All date/times are in the CCYYMMDDHHMM format.
- The same phone number will be used for transmitting test and production data.
- District of Columbia Medicaid Recipient IDs are eight digits long.
- The Receiver ID and Payer ID for District of Columbia Medicaid is **77033**. Transmissions without this value in the appropriate fields will not be processed.

Your Trading Partner Agreement determines where reports and response will be delivered.

8 Acknowledgements and/or Reports

HIPAA not only gave the healthcare community the ability to standardize transactions, but also the ability to standardize front-end edits and the acceptance/rejection reports associated with the edits. The acceptance/rejection reports pertain to precision within EDI transaction format syntax and transaction Consolidated Guide compliance. When a report is generated, the type of report returned is dependent on the edit level that is invalid. However, acknowledgement/rejection report guidance is not specific to the ANSI ASC X12N 835 transaction and, therefore, not included in this guide.

Report Inventory

Please review the other DC Medicaid transaction-specific companion guides for applicable report inventories.

9 Trading Partner Agreements

Conduent EDI Solutions requires trading partner enrollment, which includes a trading partner agreement, for retrieval of X12N 835 transactions through our processing gateway. Your trading partner agreement also determines where reports and responses will be delivered.

Trading Partners

An EDI Trading Partner is defined as any payer customer (provider, billing service, software vendor, employer group, financial institution, etc.) that transmits to, or receives electronic data from the payer.

10 Transaction-Specific Information (Version 5010)

This section contains data clarifications. The clarifications include:

- Identifiers to use when a national standard has not been adopted
- Parameters in the implementation guide that provide options

Many of the data elements included in the Companion Guides are business requirements and are not standardization-required elements.

Providers may request an ANSI ASC X12N 835 Remittance Advice in addition to or instead of a paper remittance advice. Note that the paper version of the remittance advice may contain additional information not available in the electronic version.

Use of the ANSI ASC X12N 835 Remittance Advice replaces the existing electronic RA file.

After final claim adjudication and payment processing, the paper remittance advices are produced. Twice a month, the Office of Finance and Treasury (OFT) issues payments, either by check or through an electronic funds transfer. After OFT returns payment information to the MMIS, the ANSI ASC X12N 835 Remittance Advice transactions are produced.

Payment Reassociation

The Reassociation Key Segment (TRN) on the 835 transaction is used to reassociate the payment with the remittance details since the payments and remittances are sent separately to the provider. Two key pieces of information facilitate reassociation - the trace number in TRN02 and DHCF's federal taxpayer ID in TRN03. Together, these data elements form a unique number that identifies the transaction.

In the case of a payment received by check, the printed check number is the trace number in TRN02.

When payment is made by ACH, the Electronic Funds Transfer (EFT) trace number assigned by OFT is the trace number in TRN02. OFT uses the CCD+ ACH format to initiate the payment. The entire Reassociation Key Segment (TRN) is contained in its entirety in the ACH Addenda record. Providers receiving payments by ACH should contact their financial institution to determine how to obtain the ACH Addenda record that accompanies the payment.

Payment Consolidation

The Office of Finance and Treasury (OFT) consolidates payments for some corporate providers into a single check or EFT. The DC MMIS produces a separate paper Remittance Advice and a separate ANSI ASC X12N 835 Remittance Advice transaction for each of the providers receiving payment. The Reassociation Key Segment (TRN) on each of these 835 transactions will contain the same trace number. In this situation, a single payment will be reassociated with multiple 835 transactions.

EDI Data Delivery

An ANSI ASC X12N 835 Remittance Advice is delivered to the Web Portal system for providers requesting an electronic remittance advice. Providers/submitters will have the option, during the enrollment process, to select appropriate transmission method(s) for receiving 835 transactions instead of using Web Portal (e.g., Movelt DMZ) from Conduent EDI Solutions.

Printed Remittance Advices (RAs) will continue to be produced with the same level of detail currently provided and on the current schedule. Between one to two weeks after the printed RA's are produced, the 835 transaction will be made available.

The ANSI ASC X12N 835 contains information related to payees, payers, dollar amounts and payments. Please see the standard ANSI ASC X12N 835 Combined Implementation Guide for more details about the ANSI ASC X12N 835 transaction.

MCO Encounter Claims

For MCO's, the Remittance Advice Transaction contains encounter data submitted by the MCO. No payment is made by the MMIS for encounter claims. The ANSI ASC X12N 835 transaction for encounter claims will be produced immediately following final claim adjudication and payment processing since no information is needed from OFT. Payments to MCOs are made using the ANSI ASC X12N 820 Premium Payment transaction. Please see the ANSI ASC X12N 820 Implementation Guide for details on the ANSI ASC X12N 820 transaction.

Claims Splitting

The DC MMIS system can process a claim with up to 99 service lines. The ANSI ASC X12N 837I Institutional Claim transaction permits the entry of up to 999 lines.

Outpatient institutional claims submitted on ANSI ASC X12N 837I transactions with more than 99 lines will be split into multiple claims, each of which will be processed separately. Each of the claims will have a different TCN and the submitted charge amount will be recalculated as the sum of the service line charge amounts. Because the split claims are processed independently, they will not be re-associated for the 835 Remittance Advice transactions. Providers may wish to process outpatient claims with more than 99 service lines as separate claims in their practice management systems to facilitate reconciliation and posting of the 835 transaction to their claim billing information.

Inpatient institutional claims submitted on ANSI ASC X12N 837I transactions with more than 99 lines will also be split into multiple claims. Only the first claim will be priced. The remaining claims will be retained in the MMIS for reporting purposes. Only the primary claim will be reported on the ANSI ASC X12N 835 transaction, but it will include all the service lines submitted on the 837I transaction.

Data Clarifications

This companion guide for the ANSI ASC X12N 835 Transaction has been created for use in conjunction with the combined Implementation Guide. It should not be considered a replacement for the Implementation Guide, but rather used as an additional source of information. The data clarifications are derived from specific business rules that apply exclusively to Medicaid processing for the District of Columbia.

Table 5: Data Clarifications

Loop	Segment	Data Element	Comments
Header	BPR	10	Originating Company Identifier This is DC's Federal Taxpayer ID preceded by '1'.
Header	TRN	03	Originating Company Identifier This is DC's Federal Tax ID preceded by a '1'.
Payer Identification (Loop 1000A)			
1000A	N1	02	Payer Name This field will always be populated with ' DC Medicaid '
1000A	N1	04	Payer Identification Code This field will always be populated with ' 77033 '

Loop	Segment	Data Element	Comments
Header Number (Loop 2000)			
2000	LX	01	Assigned Number This field will be the Billing Provider Sequence Number for the outgoing IRL.
Claim Payment Information (Loop 2100)			
2100	CLP	02	Claim Status Code Claims suspended in the DC MMIS will not be included in the ANSI ASC X12N 835 transaction. They will be reported in the 277U transaction.
Other Claim Related Identification (Loop 2100)			
2100	REF	02	Only 12 digits of the Medical Record Number will be returned on the 835

11 Appendices

Implementation Checklist

Conduent EDI offers a high-level onboarding checklist on request.

Business Scenarios

Please contact the [EDI Solutions Helpdesk](#) to discuss your specific business needs.

Transmission Examples

Please contact the [EDI Solutions Helpdesk](#) for transmission examples beyond the samples already provided in this guide.

Frequently Asked Questions

Frequently asked questions are posted on the Conduent EDI GCRO website [here](#). Also, your Conduent EDI Business Analyst(s) have EDI and X12 expertise in order to field all related inquiries. Please direct your questions to [EDI Solutions Helpdesk](#).

Change Summary

Companion Guide Documentation Change Control

Documentation change control is maintained in this document using the Change Control Table shown below. All changes made to this companion guide after the creation dates are noted along with the author, date, and reason for the change.

Table 6: Change Control Table

Author of Change	Page	Change	Reason	Date
	All	Version 1.0	Creation of document	September 14, 2011
	Many	Version 1.01	Update	September 18, 2012
	All	Version 2.00	Annual review	September 24, 2012
Bill Sharp	All	Version 3.0	Brand changes	May 25, 2017
Misty Provo	All	Version 4.0	Updated URLs, Screenshots, and legal EDI name (Conduent EDI Solutions)	February 9, 2018
Heather Fowler	All	5.0	Updated URLs, branding, and format/content order to align with the CAQH CORE Master Companion Guide Template and Conduent standards	January 11, 2024